



ROYAL YACHT CLUB OF VICTORIA SAILING INSTRUCTIONS

Sunday Off The Beach Summer Series
5 October 2025 to 12 April 2026



Sailing Instructions

Off The Beach Summer Series from 5 October 2025 to 12 April 2026

1 RULES

- 1.1 As per notice of Race

2 NOTICES TO COMPETITORS

- 2.1 Notices to competitors will be posted on the official notice board in the Off The Beach (OTB) club room. Notices may also be posted to the RYCV website.
- 2.2 The race office is located at the main RYCV office, telephone 9397 1277, email otb@rycv.asn.au.
- 2.3 On the water, the race committee intends to monitor and communicate on VHF radio channel 15.

3 CHANGES TO THE SAILING INSTRUCTIONS

- 3.1 Any change to the sailing instructions will be posted at least 90 minutes prior to the race. Any change to the schedule of races will be posted by 2000 on the day before it will take effect.
- 3.2 Oral Changes to the Sailing Instructions may be given during the competitor briefing or on-water, communicated to each boat before her warning signal.

4 SIGNALS MADE ASHORE

- 4.1 Signals made ashore will be displayed on the OTB flagpole, adjacent to the OTB club room.
- 4.2 When flag AP is displayed ashore, '1 minute' is replaced with 'not less than 30 minutes in the RRS Race Signals.

5 SCHEDULE OF RACES

- 5.1 As per the Notice of Race (NOR)
- 5.2 On each Racing Day there shall be a pre-race briefing held at about 1245hrs
- 5.3 The scheduled warning signal for the first race on each day is 1355hrs



6 CLASS FLAGS

Class	Class Flag
International Cadet	International Cadet Class Flag
Optimist	Optimist Class Flag
29er	29er Class Flag
International 14	International 14 Class Flag
Laser	Laser Class Flag
WASZP	WASZP Class Flag
Combined Senior OTB Classes	Code Flag W
Combined Junior OTB Classes	Code Flag R

7 RACE AREA

- 7.1 Appendix A shows the location of the racing area.

8 COURSES

- 8.1 Appendix B shows the courses, the order in which the marks are to be passed and the side on which each mark is to be left.
- 8.2 In the event a gate mark is missing, a single mark at the gate location shall be rounded to port.
- 8.3 No later than the warning signal, the race committee boat shall display the course to be sailed.

9 MARKS

- 9.1 Where there is a combined start/finish line, the pin end mark shall be an orange cylindrical buoy.
- 9.2 Where there is a separate finish line, the pin end finish mark shall be a blue cylindrical buoy.
- 9.3 Rounding marks will be yellow cylindrical buoys for junior classes and orange cylindrical buoys for senior classes.
- 9.4 The change of course mark will be a cylindrical buoy of the same colour as the original mark with a black band.

10 CHANGE OF THE NEXT LEG OF THE COURSE

- 10.1 Changes to a leg of the course may be made in accordance with RRS 33.
- 10.2 When in a subsequent change is made the change course mark will be replaced by an original mark.

11 SHIPPING AND AREAS THAT ARE OBSTRUCTIONS

- 11.1 The following areas are designated as obstructions: The waters of Webb Dock, the waters West of the Williamstown Channel contained between Gellibrand Pier



and Breakwater Pier. the Williamstown Channel south of Number 17 Channel Beacon and the Port Melbourne Channel south of Number 15 Channel beacon. These waters are out of bounds; boats shall not race in the waters of these Channels.

- 11.2 Swing Basins are also obstructions and out of bounds when a vessel with an LOA of 50m or greater when is manoeuvring within the swing basin. Designated swing basins have been established at the following locations:

11.2.1 At the entrance to Webb Dock

11.2.2 Off the end of Gellibrand Pier

11.2.3 Off the end of Station Pier

- 11.3 **[SP]** Care should be taken when crossing a channel when proceeding to and from the racecourse, to avoid shipping in the channels. Crossing should be made wherever possible under the supervision of a safety or support boat in the vicinity of Yarra River channel mark 19. It is a Harbour Master requirement that recreational boats keep clear of commercial shipping and not to impede their safe passage. Any boat subject of a complaint by a Ship's master or race official for not keeping clear of commercial shipping may be disqualified.

12 START SEQUENCE

- 12.1 The Race shall be started according to signals as in RRS 26.
- 12.2 The starting line will be between a staff displaying an orange flag on the committee boat and the pin end mark.
- 12.3 **[SP]** A boat that does not start within five minutes after her starting signal will be scored Did Not Start.

13 THE FINISH

- 13.1 The finish line will be between a staff displaying a blue flag on the committee boat and a blue laid mark.

14 TIME LIMITS

14.1 Aggregate Races

14.1.1 The time limit for the first boat shall be 1 hour from the class start time.

14.1.2 **[SP]** Boats failing to finish within 20 minutes after the first boat sails the course may be scored according to their position on the course.

14.2 Club Championship Races

14.2.1 The time limit for the first boat shall be 1.5 hours from the start time.

14.2.2 **[SP]** Boats failing to finish within 15 minutes after the first boat sails the course will be scored DNF.



15 PENALTY SYSTEM

- 15.1 Appendix P may apply as changed herein. Rule P2.3 will not apply and rule P2.2 is changed so that it will apply to any penalty after the first one.
- 15.2 A boat that has taken a penalty or retired in accordance with rule 44.1 shall complete an acknowledgment form at the OTB club rooms before the end of the protest time limit.

16 HEARING REQUESTS

- 16.1 Protest forms are available at the OTB club rooms. Protests and requests for redress or reopening shall be delivered there within the appropriate time limit.
- 16.2 Boats intending to protest or request redress shall inform the race committee vessel at the end of the race, before returning to shore.
- 16.3 The protest time limit is 60 minutes after the last boat has finished the last race of the day. The same time limit applies to protests by the race committee and the protest committee about incidents they observe in the racing area and to requests for redress. This changes RRS 60.3 and 61.2.
- 16.4 Notices of protests by competitors, the race committee, technical committee or protest committee will be posted no later than 30 minutes after the protest time limit to inform competitors of hearings in which they are parties or named as witnesses.
- 16.5 Hearings will be held in the protest room located at RYCV at a time to be determined.
- 16.6 A list of boats that, under SI 14.0, have been penalised for, or have acknowledged breaking RRS 42 or will be posted.
- 16.7 **[NP] [DP]** Breaches of NOR or SIs clauses 15.2, 17, 18, shall not be grounds for a protest by a boat but will be penalised at the discretion of the Race Committee.

17 COMPETITOR SAFETY

- 17.1 In accordance with Victorian Law, all competitors shall always wear an approved personal floatation device (type 1 or type 2) while afloat. This changes RRS 40.
- 17.2 **[SP]** A sign on/sign off sheet is provided in the OTB club rooms prior to and after racing. The boat, sail number and the names of the skipper and crew shall be written clearly on the sheet. On returning to shore, it is the skipper's responsibility to ensure the boat is promptly signed off. Failing to comply may result in being scored DNC.
- 17.3 Any boat leaving the course area shall advise the race committee as soon as practical. Crossings of the channel after leaving the course should be made in accordance with SI 11.3 after obtaining permission from an official club boat to cross the channel.
- 17.4 When not racing, yachts are requested to give the race committee right of way and ample room to manoeuvre when they are engaged in official duties.



- 17.5 An indemnity and safety declaration form must be signed by all competing junior sailors and their parent or guardian at the beginning of the season. These forms are available on the RYCV website under "Junior Enrolment & Consent Form".

18 REPLACEMENT OF EQUIPMENT AND CREW

- 18.1 Substitution of skippers will not be allowed, and substitution of crew or equipment will be permitted.
- 18.2 Any substituted junior crew must have a valid parent consent form submitted to the race committee.

19 ADVERTISING

- 19.1 Boats shall display advertising chosen and supplied by the organising authority.

20 OFFICIAL BOATS

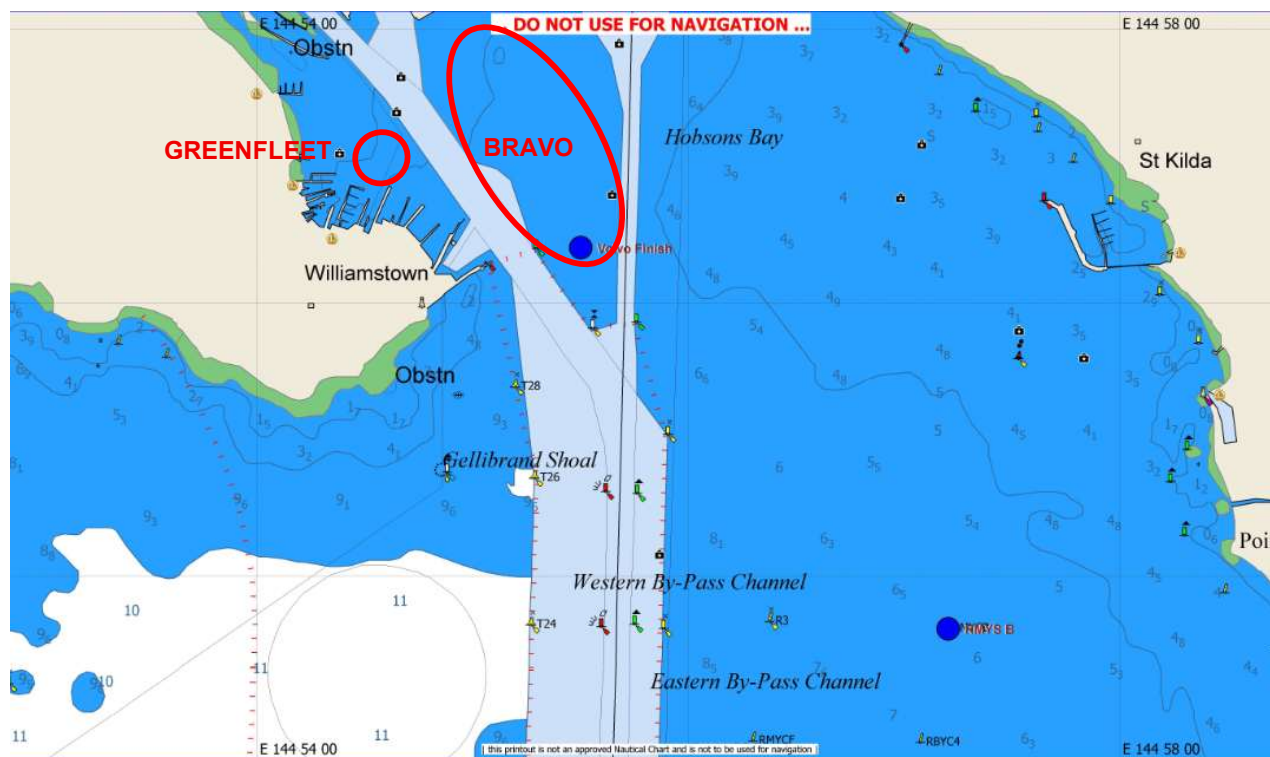
- 20.1 Race Committee and patrol boats may display the RYCV burgee.
- 20.2 Official boats, such as judge, coach or media boats will be identified at the pre-race briefing.

21 FURTHER INFORMATION

- 21.1 For further information please contact:

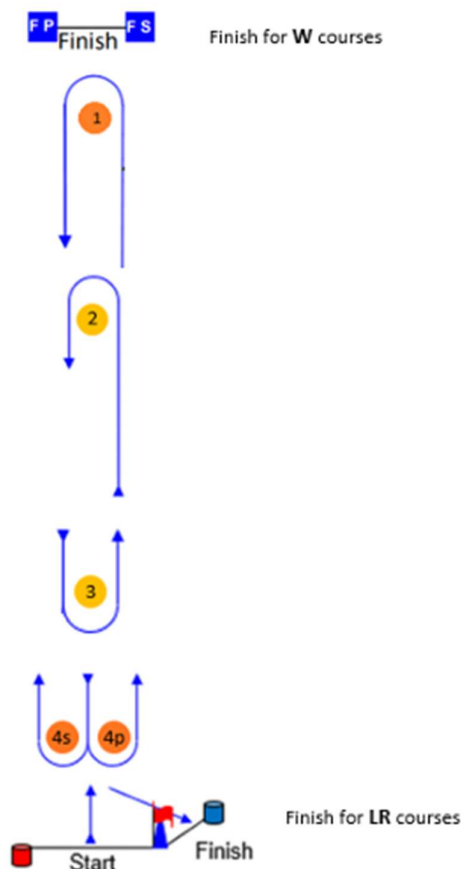
Owen Church
RYCV Sailing Manager
sailing@rycv.asn.au
mobile 0416149167

Appendix A Racing Area



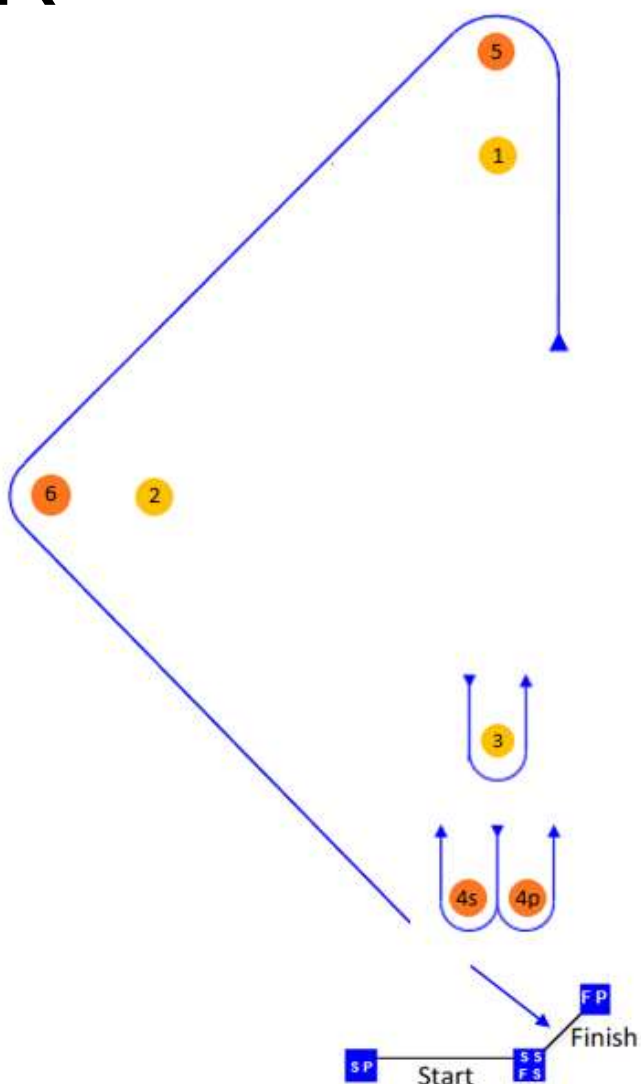
Appendix B Courses

LR/W



Course: Leeward Finish	
Signal	Mark Rounding Order
LR2 (Y)	Start-2-3-2-3-Finish
LR3 (Y)	Start-2-3-2-3-2-3-Finish
LR4 (Y)	Start-2-3-2-3-2-3-2-3-Finish
LR2 (O)	Start-1-4s/4p-1-4p-Finish
LR3 (O)	Start-1-4s/4p-1-4s/4p-1-4p-Finish
LR4 (O)	Start-1-4s/4p-1-4s/4p-1-4s/4p-1-4p-Finish
Course: Windward Finish	
Signal	Mark Rounding Order
W2 (Y)	Start-2-3-Finish (to Windward)
W3 (Y)	Start-2-3-2-3-Finish (to Windward)
W2 (O)	Start-1-4s/4p-Finish (to Windward)
W3 (O)	Start-1-4s/4p-1-4s/4p-Finish (to Windward)

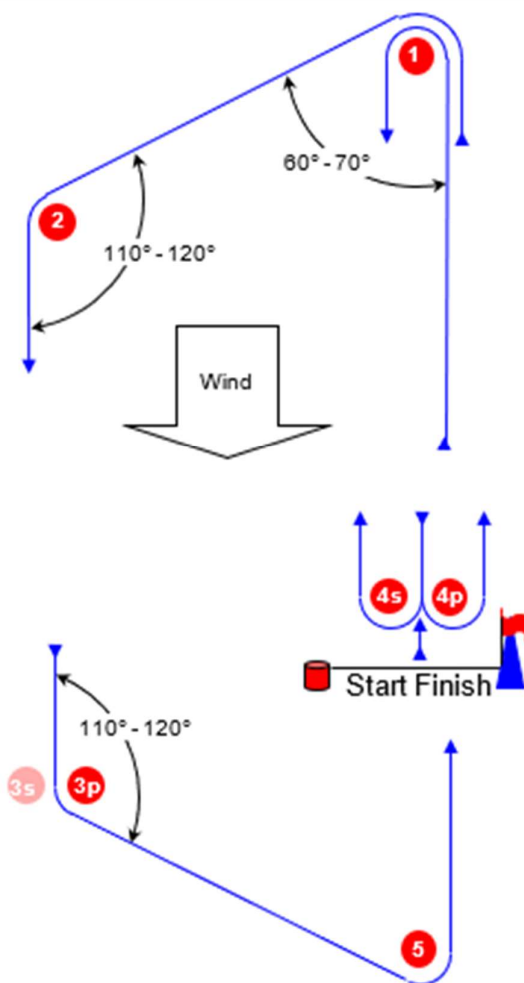
TL/TR



Course Diagram	
Signal	Mark Rounding order
TR1 (Y)	Start 1 - 2 - 3 - Finish
TL2 (Y)	Start 1 - 2 - 3 - 1 - 3 - Finish
TL3 (Y)	Start 1 - 2 - 3 - 1 - 3 - 1 - 3 - Finish
TR1 (O)	Start - 5 - 6 - 4p - Finish
TL2 (O)	Start - 5 - 6 - 4s - 5 - 4p - Finish
TL3 (O)	Start - 5 - 6 - 4s - 5 - 4s/4p - 5 - 4p - Finish

Course Illustrations – Trapezoid with beat to finish. Start and finish by signal boat

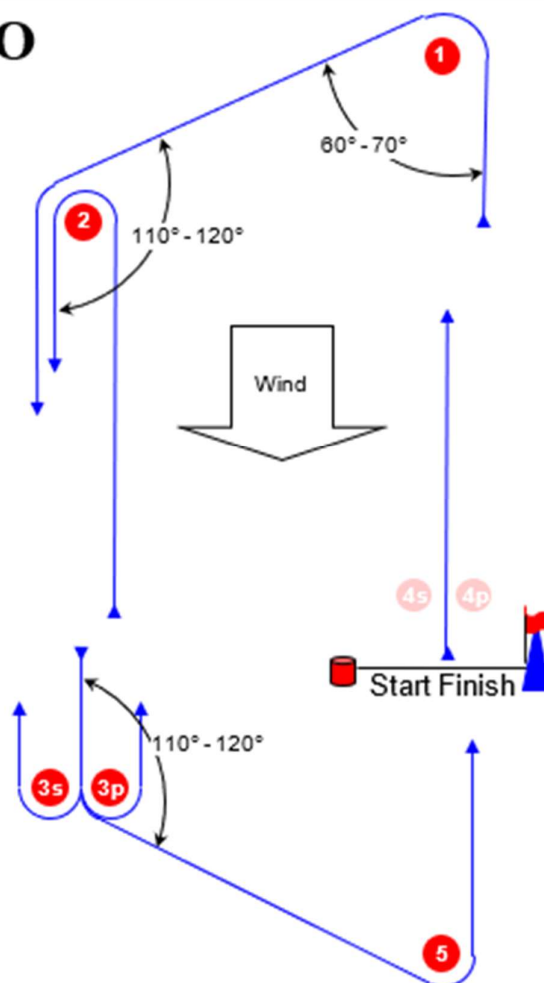
I



Course: Inner Trapezoid with beat to finish

Signal	Mark Rounding Order
I2	Start – 1 – 4s/4p – 1 – 2 – 3p – 5 – Finish
I3	Start – 1 – 4s/4p – 1 – 4s/4p – 1 – 2 – 3p – 5 – Finish
I4	Start – 1 – 4s/4p – 1 – 4s/4p – 1 – 4s/4p – 1 – 2 – 3p – 5 – Finish

O



Course: Outer Trapezoid with beat to finish

Signal	Mark Rounding Order
O2	Start – 1 – 2 – 3s/3p – 2 – 3p – 5 – Finish
O3	Start – 1 – 2 – 3s/3p – 2 – 3s/3p – 2 – 3p – 5 – Finish
O4	Start – 1 – 2 – 3s/3p – 2 – 3s/3p – 2 – 3s/3p – 2 – 3p – 5 – Finish