



# ROYAL YACHT CLUB OF VICTORIA SAILING INSTRUCTIONS

**OTB Summer Series 2020-2021**  
**29 November 2020 – 16 May 2021**  
**V2.0**





# ROYAL YACHT CLUB OF VICTORIA

## SAILING INSTRUCTIONS

The Royal Yacht Club of Victoria, as the organising authority, invites off the beach boats to compete in the 2020/2021 summer season commencing on Sunday 29 November 2020 and concluding on Sunday 16 May 2021.

**Please note that this NOR replaces the NOR published in November 2020, due to the RRS 2021-2024 coming into effect on 1 January 2021.**

### 1. CHANGES TO SAILING INSTRUCTIONS

- 1.1. Any change to the sailing instructions will be posted before 1000 on the day it will take effect, except that any changes to the schedule of races will be posted by 1500, 3 days before it will take effect.

### 2. COMMUNICATIONS WITH COMPETITORS

- 2.1. Notices to competitors will be posted on the official notice board located in the OTB rooms.
- 2.2. The race office is located at the main RYCV office, telephone 9397 1277, email [allicia.r@rycv.asn.au](mailto:allicia.r@rycv.asn.au)

### 3. CODE OF CONDUCT

- 3.1. [DP] Competitors and support persons shall comply with reasonable requests from race officials and RYCV staff.

### 4. SIGNALS MADE ASHORE

- 4.1. Signals made ashore will be displayed from the OTB flag pole, adjacent to the OTB boat shed.
- 4.2. When code flag AP is displayed ashore, '1 minute' is replaced with 'not less than 30 minutes' in the race signal AP.

### 5. CLASS FLAGS

- 5.1.

Class	Class Flag
International Cadet	International Cadet Class Flag
Optimist	Optimist Class Flag
29er	29er Class Flag
International 14	International 14 Class Flag
Laser	Laser Class Flag
Combined Senior OTB Classes	Code Flag W
Combined Junior OTB Classes	Code Flag R

### 6. RACING AREA

- 6.1. SI Addendum 1 shows the location of the racing areas.

### 7. THE COURSES

- 7.1. SI Addendum 2 shows the courses, the order in which the marks are to be passed and the side on which each mark is to be left.
- 7.2. In the event that a gate mark is missing, a single mark at the gate location shall be rounded to port.
- 7.3. No later than the warning signal, the race committee boat shall display the course to be sailed.



# ROYAL YACHT CLUB OF VICTORIA

## SAILING INSTRUCTIONS

### 8. MARKS

- 8.1. The start mark will be an orange cylindrical buoy.
- 8.2. Where there is a combined start/finish line, the mark shall be an orange cylindrical buoy.
- 8.3. Where there is a separate finish line, the mark shall be a blue cylindrical buoy.
- 8.4. Rounding marks will be yellow cylindrical buoys for junior classes and orange cylindrical buoys for senior classes.
- 8.5. The change of course mark will be a yellow cylindrical buoy with a black band.

### 9. THE START

- 9.1. The race start will be in accordance with RRS 26.
- 9.2. The starting line will be between a staff displaying an orange flag on the committee boat at the starboard end and the course side of the port end starting mark.
- 9.3. A boat that does not start within five minutes after her starting signal will be scored Did Not Start without a hearing. This changes RRS A5.1 and A5.2.

### 10. CHANGE OF THE NEXT LEG OF THE COURSE

- 10.1. To change the next leg of the course, the race committee will lay a new mark (or move the finishing line) and remove the original mark as soon as practicable. When in a subsequent change a new mark is replaced, it will be replaced by an original mark.

### 11. THE FINISH

- 11.1. The finishing line will be between a staff displaying a blue flag on the committee boat at the starboard end and the course side of the port end starting mark.

### 12. TIME LIMITS

- 12.1. Aggregate Races
  - 12.1.1. The time limit for the first boat shall be 2 hours.
  - 12.1.2. Boats failing to finish within 20 minutes after the first boat sails the course and finishes will be scored Did Not Finish without a hearing. This changes RRS35, A4 and A5.
- 12.2. Club Championship Races
  - 12.2.1. The time limit for the first boat shall be 1.5 hours.
  - 12.2.2. Boats failing to finish within 15 minutes after the first boat sails the course and finishes will be scored Did Not Finish without a hearing. This changes RRS35, A4 and A5.

### 13. HEARING REQUESTS

- 13.1. Boats intending to protest or request redress shall inform the race committee vessel at the end of the race, before returning to shore.
- 13.2. The protest time limit is 60 minutes after the last boat finishes the last race of the day or the race committee signals no more racing today, whichever is later.
- 13.3. Requests for redress shall be submitted within the protest time limit. This changes rule 62.2.
- 13.4. Hearing request forms are available at the race office.
- 13.5. Notices will be posted no later than 60 minutes after the protest time limit to inform competitors of hearings in which they are parties or named as witnesses. Hearings will be held in the protest room located at RYCV beginning at the time posted.
- 13.6. A list of boats that have been penalized for breaking RRS 42 under Appendix P will be posted.





# ROYAL YACHT CLUB OF VICTORIA

## SAILING INSTRUCTIONS

13.7. Breaches of NOR clauses 10.1 and 12 and SIs clauses 14 and 15 shall not be grounds for a protest by a boat. This amends RRS 60.1(a). Penalties for these breaches may be less than disqualification, if the protest committee so decides. This amends RRS 64.2.

### 14. SAFETY REGULATIONS

- 14.1. In accordance with Victorian Law, all competitors shall wear an approved personal floatation device (type 1 or type 2) at all times while afloat. This changes RRS 40.
- 14.2. All competitors shall comply with current Victorian Covid-19 Restrictions. Up to date details can be found on the [DHHS website](#).
- 14.3. A sign on/sign off sheet is provided in the OTB club rooms prior to and after racing. The boat, skipper and crews' name and sail number, shall be written clearly on the sheet. On returning to shore it is the skipper's responsibility to ensure the boat is promptly signed off. Failing to comply may result in being scored DNC without a hearing. This changes RRS A5.
- 14.4. All yachts should be aware of shipping operating in the Port of Melbourne. They shall obey all Port regulations. All care should be taken while crossing shipping channels. Any boat leaving the course area shall advise the race committee as soon as practical. Crossings should be made wherever possible under the supervision of a safety or support boat. Yarra River channel mark 19 (located adjacent to the workshops pier) is the assembly point for competitors to obtain permission from an official club boat to cross the channel. Any action that brings a yacht to the notice of the race committee or the harbour authority during that yachts' channel crossing may result in the yacht being scored DSQ without a hearing. This changes RRS A5.
- 14.5. When not racing, yachts are requested to give the race committee right of way and ample room to manoeuvre when they are engaged in official duties.
- 14.6. An indemnity and safety declaration form must be signed by all competing junior sailors and their parent or guardian at the beginning of the season. These forms are available on the RYCV website under "Junior Enrolment & Consent Form".

### 15. REPLACEMENT OF EQUIPMENT OR CREW

- 15.1. Substitution of skippers will not be allowed.
- 15.2. Substitution of crew or equipment is not allowed without prior written approval of the race committee. Approval must be sought at least 1 hour prior to the start of the first race of the day.
- 15.3. Any substituted junior crew must have a valid parent consent form submitted to the race committee.

### 16. OFFICIAL VESSELS

- 16.1. Race Committee and patrol boats may display the RYCV burgee.
- 16.2. Official boats, such as judge, coach or media boats will be identified at the pre-race briefing.



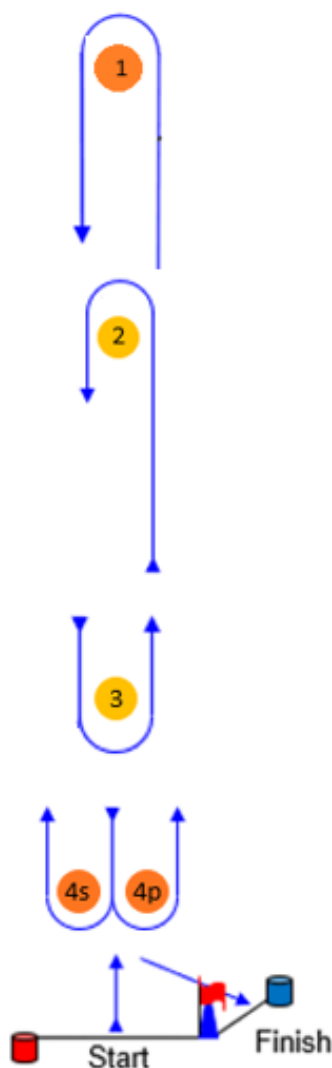


# ROYAL YACHT CLUB OF VICTORIA

## SAILING INSTRUCTIONS

SI Addendum 2  
Courses

# LR



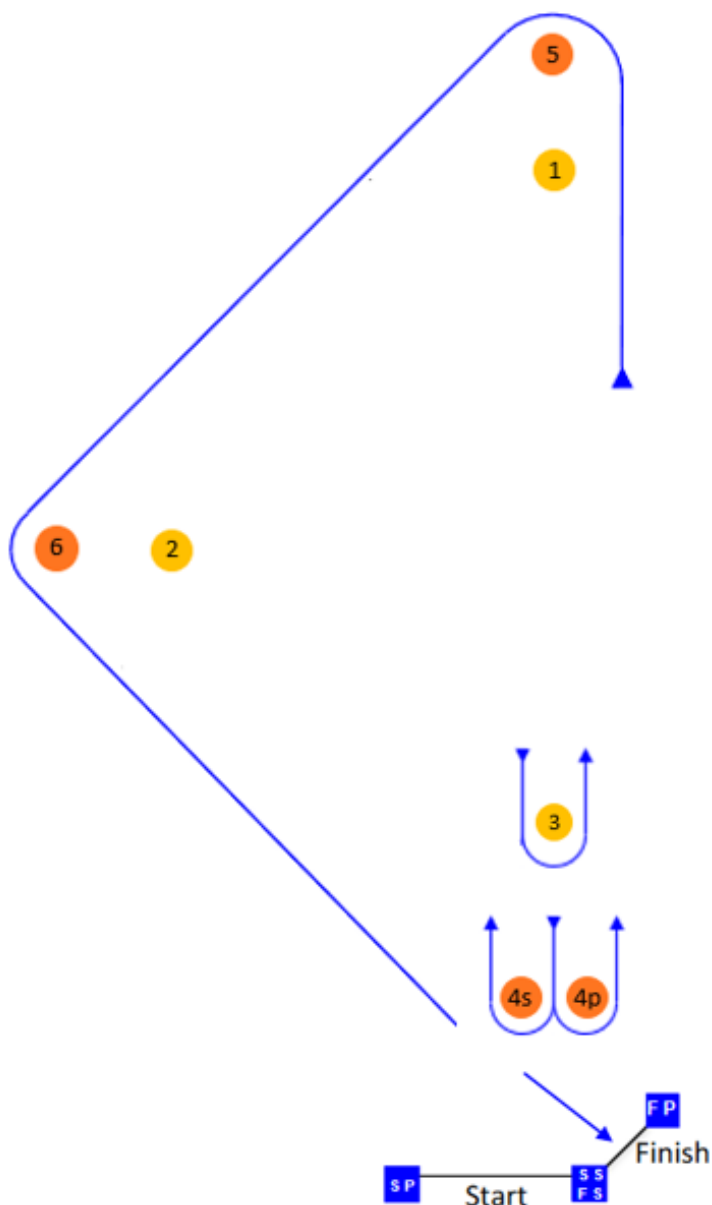
Course: Leeward Finish	
Junior Classes = Yellow Marks    Senior Classes = Orange Marks	
Signal	Mark Rounding Order
LR2 (Y)	Start-2 - 3 - 2 - 3 - Finish
LR3 (Y)	Start - 2 - 3 - 2 - 3 - 2 - 3 - Finish
LR4 (Y)	Start - 2 - 3 - 2 - 3 - 2 - 3 - 2 - 3 - Finish
LR2 (O)	Start - 1 - 4s/4p - 1 - 4p - Finish
LR3 (O)	Start - 1 - 4s/4p - 1 - 4s/4p - 1 - 4p - Finish
LR4 (O)	Start - 1 - 4s/4p - 1 - 4s/4p - 1 - 4s/4p - 1 - 4p - Finish



# ROYAL YACHT CLUB OF VICTORIA

## SAILING INSTRUCTIONS

# TR



Course Diagram	
Signal	Mark Rounding Order
TR1 (Y)	Start – 1 – 2 – Finish
TR2 (Y)	Start – 1 – 3 – 1 – 2 – Finish
TR3 (Y)	Start – 1 – 3 – 1 – 3 – 1 – 2 – Finish
TR1 (O)	Start – 5 – 6 – Finish
TR1 (O)	Start – 5 – 4s/4p – 5 – 6 – Finish
TR1 (O)	Start – 5 – 4s/4p – 5 – 4s/4p – 5 – 6 – Finish

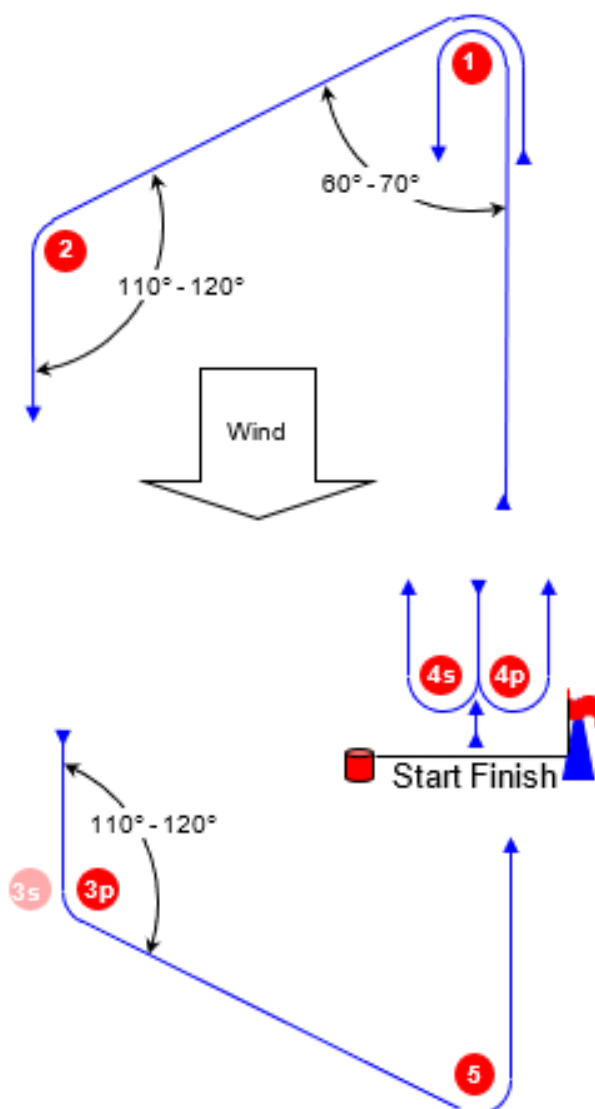


# ROYAL YACHT CLUB OF VICTORIA

## SAILING INSTRUCTIONS

### Course Illustrations – Trapezoid with beat to finish. Start and finish by signal boat

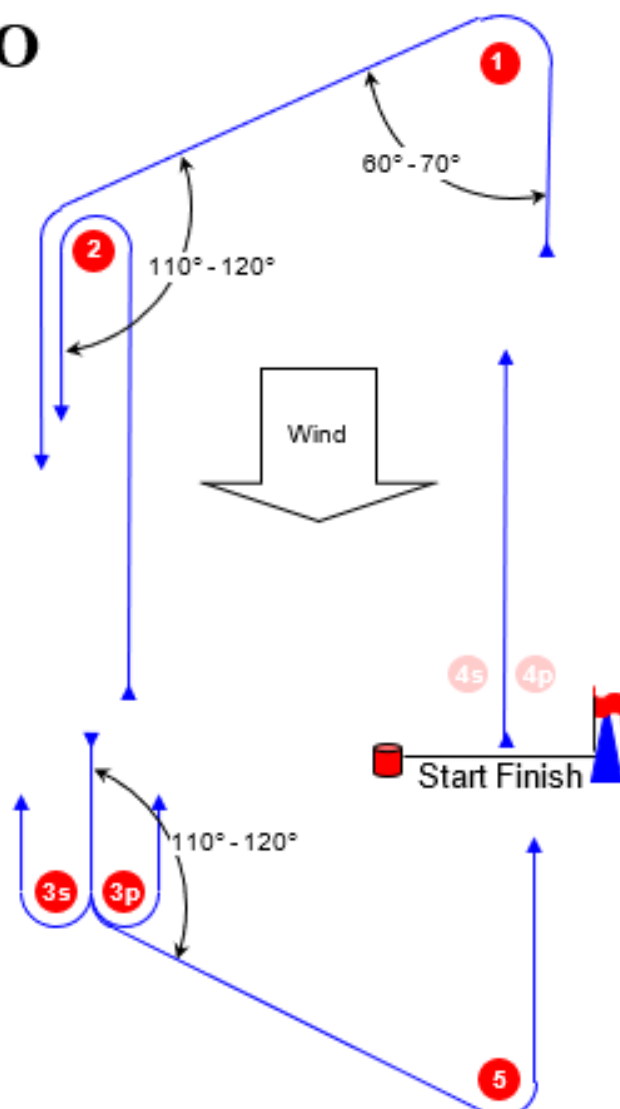
**I**



**Course: Inner Trapezoid with beat to finish**

Signal	Mark Rounding Order
I2	Start – 1 – 4s/4p – 1 – 2 – 3p – 5 – Finish
I3	Start – 1 – 4s/4p – 1 – 4s/4p – 1 – 2 – 3p – 5 – Finish
I4	Start – 1 – 4s/4p – 1 – 4s/4p – 1 – <u>4s/4p</u> – 1 – 2 – 3p – 5 – Finish

**O**



**Course: Outer Trapezoid with beat to finish**

Signal	Mark Rounding Order
O2	Start – 1 – 2 – 3s/3p – 2 – 3p – 5 – Finish
O3	Start – 1 – 2 – 3s/3p – 2 – 3s/3p – 2 – 3p – 5 – Finish
O4	Start – 1 – 2 – 3s/3p – 2 – 3s/3p – 2 – <u>3s/3p</u> – 2 – 3p – 5 – Finish